

# 2Q'11 Results Preview

# TMT and Video Games

20 July 2011

## Robust video games vs. neutral telecoms; IT disappointing

In our view TPSA's 2Q'11 set of KPIs are not comforting since we expect low net additions in the mobiles segment to fail to cover the lack of broadband achievements. Since 2Q'10 was unique in many ways, we believe the plain base effecting TPSA's top line contraction at 4.7% in 2Q'11 might actually fall below the official range (-2.0% to -4.5%). Nonetheless, one-offs should lift TPSA's reported net profit to PLN 0.9bn. 2Q'11 should be turn unexciting in the case of Netia, with financials on track to meet the FY forecast and somewhat sluggish broadband additions.

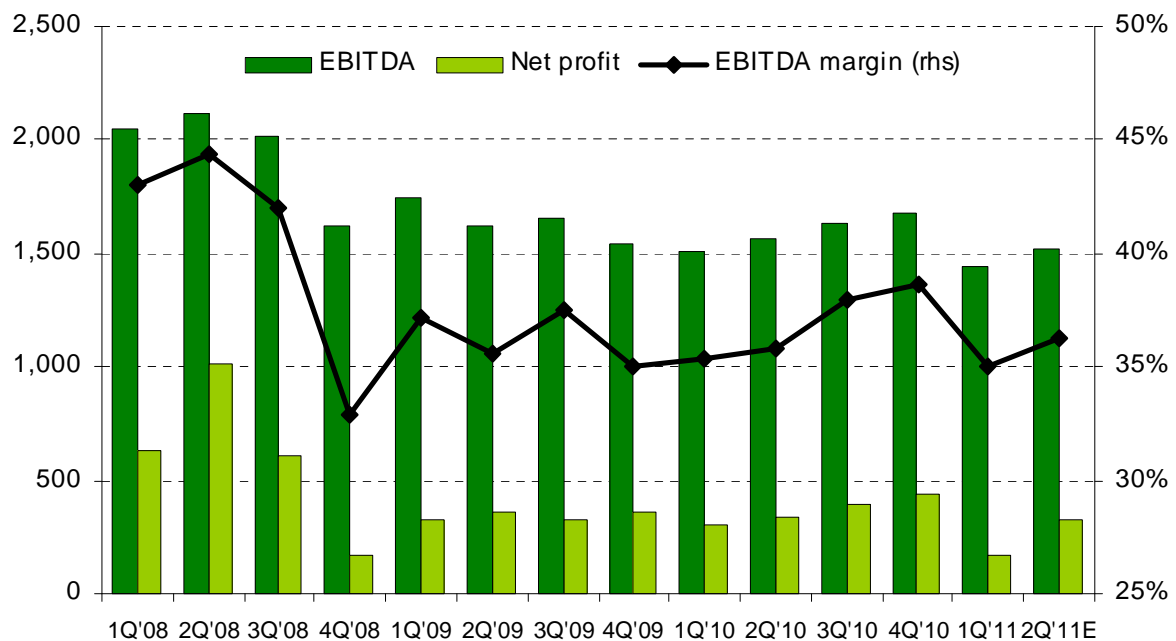
We believe IT companies will all disappoint in 2Q'11 – Sygnity's top line growth comes in too slow for it to crawl out of net losses yet, and Comarch's German disappointment will keep the company's EBIT in the red. Asseco is the real disappointment though. We see the parent company's EBIT contracting by as much as 30% y/y, and none of the 'old' group pillars are likely to surprise on the upside. 2Q'11's bottom line should fall 27% regardless of the recent FS acquisition. We see AP as a stand out in terms of key negative IT surprises in 2Q'11.

2Q'11 results will be very good for both Optimus and City Interactive due to hot video game premieres. In our opinion Optimus will report record results that have been long awaited by investors, while City Interactive may be a positive surprise in terms of sales and profits.

**Positive surprises: Optimus & City Interactive. Negative surprise: TPSA, Asseco Poland, Comarch.**

**Fig. 1. Telecoms – 2Q'11 results preview**

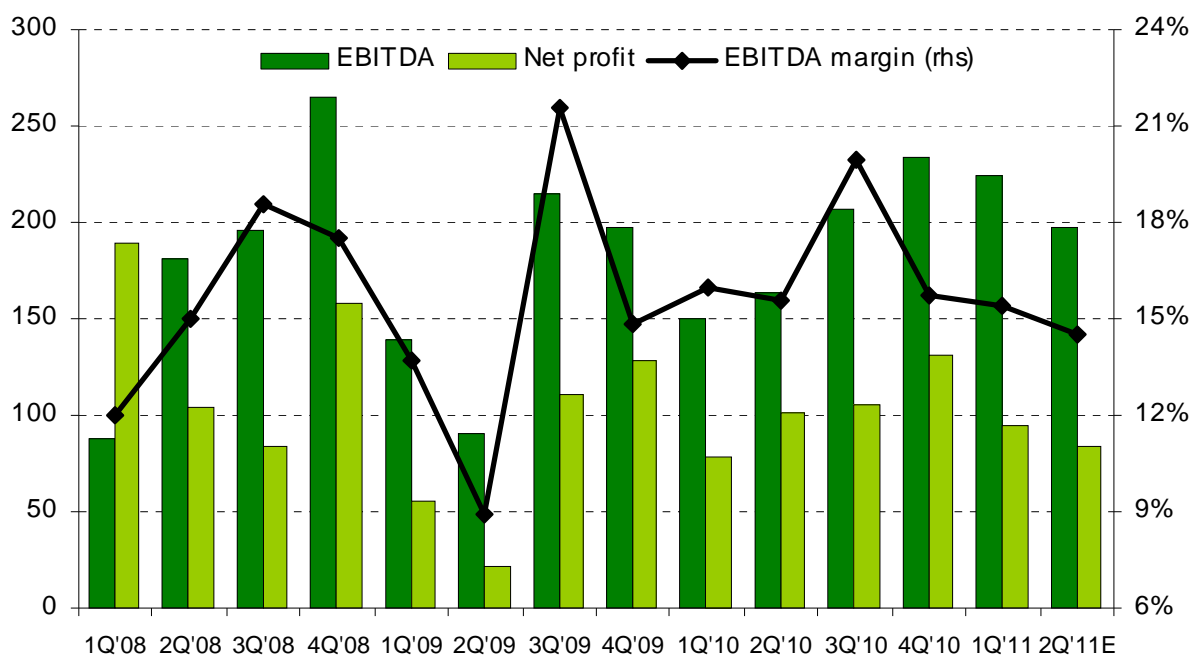
*In PLN millions, unless otherwise stated*



Source: DM BZWK estimates, company data, 3Q'10 and 2Q'11E adjusted for one-offs

**Fig. 2. IT sector – 2Q'11 results preview**

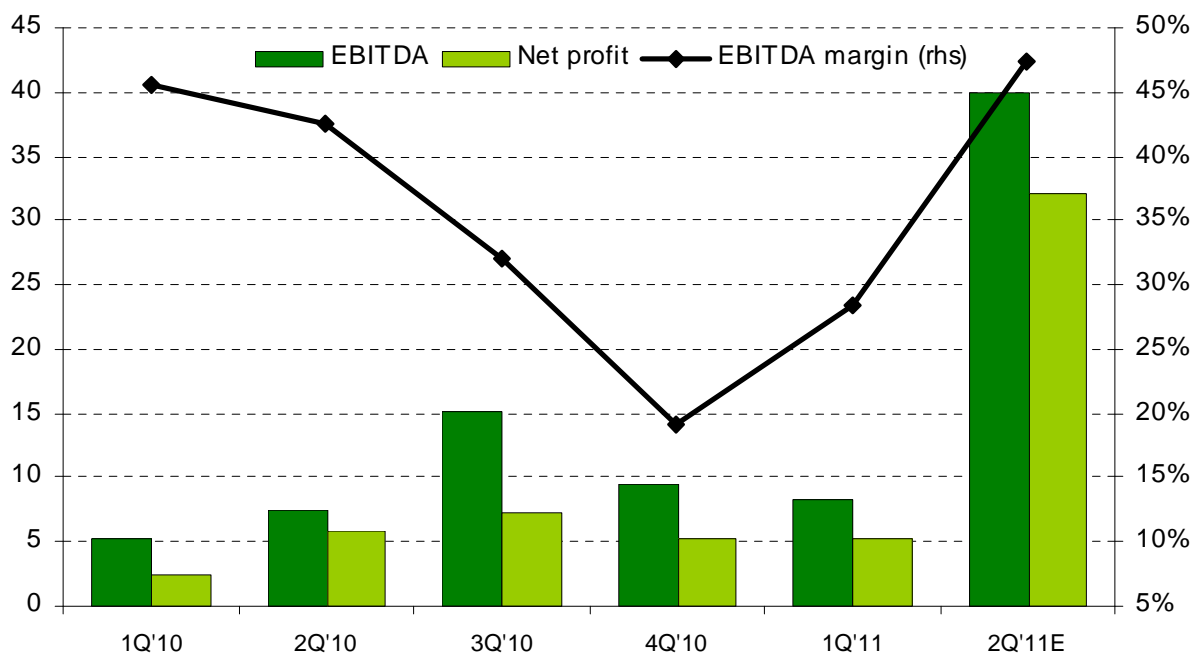
*In PLN millions, unless otherwise stated*



*Source: DM BZWK estimates, company data*

**Fig. 3. Video games sector – 2Q'11 results preview**

*In PLN millions, unless otherwise stated*



*Source: DM BZWK estimates, company data*

## TP SA

**Publishing date: 27 July**

**Target price: PLN 17.6 (+7.0%) CP: PLN 16.5 Recommendation: SELL**

**Overall outcome: Negative Analyst: Pawel Puchalski, CFA**

### Key points:

- We expect a continuing slide in the fixed line segment (down 11.2% y/y) resulting in TPSA's quarterly top line contraction (down 4.7% y/y) being greater than the official "2.0–4.5% annual decline" range;
- Greater contraction cannot be ruled out – mobile trends in 2Q'10 (ARPU up PLN 1.7 q/q to PLN 25.9, AUPU up 15mins q/q to 161.8mins) were all driven by catastrophic events (floods, plane crash) or intense advertising campaigns. We expect mobile ARPU at PLN 24 (up PLN 1 q/q) and AUPU at 160mins (up 1.6mins), with the total mobile client base growing to 14.52m at quarter's end (vs. 14.03m in 2Q'10);
- Further fall in broadband ARPU and expected unsettling net additions likely to bring another disappointment in data services;
- Below, we present adjusted figures – the reported EBITDA / net profit should come in at PLN 2.16bn (up 47% y/y) and PLN 904m (up 2.8x y/y) due to gains on Emitel (PLN 1.2bn) being trimmed by heavy provisioning (PLN 458m).

**Fig. 4. TPSA: 2Q'11 results preview**

PLN in millions, unless otherwise stated

	2Q'08	3Q'08	4Q'08	1Q'09	2Q'09	3Q'09	4Q'09	1Q'10	2Q'10	3Q'10*	4Q'10	1Q'11	2Q'11E*	y/y (%)	q/q (%)
Sales	4,520	4,539	4,579	4,312	4,185	4,058	4,005	3,873	3,987	3,898	3,957	3,729	<b>3,797</b>	-4.8%	1.8%
EBITDA	2,078	1,976	1,569	1,670	1,553	1,577	1,446	1,415	1,472	1,538	1,375	1,345	<b>1,420</b>	-3.5%	5.6%
EBITDA margin	46.0%	43.5%	34.3%	38.7%	37.1%	38.9%	36.1%	36.5%	36.9%	39.5%	34.7%	36.1%	<b>37.4%</b>	0.5	1.3
EBIT	984	915	474	610	500	529	457	474	507	597	430	367	<b>493</b>	-2.8%	34.3%
EBIT margin	21.8%	20.2%	10.4%	14.1%	11.9%	13.0%	11.4%	12.2%	12.7%	15.3%	10.9%	9.8%	<b>13.0%</b>	0.3	3.1
Net profit	698	630	179	328	374	327	251	285	324	380	218	189	<b>303</b>	-6.5%	60.3%
Net margin	15.4%	13.9%	3.9%	7.6%	8.9%	8.1%	6.3%	7.4%	8.1%	9.7%	5.5%	5.1%	<b>8.0%</b>	-0.1	2.9

Source: Company data, DM BZ WBK estimates, \*3Q'10 and 2Q'11E adjusted for one-offs

## Netia

**Publishing date: 4 August**

**Target price: PLN 5.7 (+1.8%) CP: PLN 5.6 Recommendation: BUY**

**Overall outcome: Neutral Analyst: Pawel Puchalski, CFA**

### Key points:

- Net broadband additions stalled in Poland in 2Q'11 and we expect Netia to deliver a tiny, single-digit figure for growth in the broadband customer base over the quarter;
- The long-term trend in margins should remain unaffected since we expect the steady customer migration to LLU and growth in bundled package usage to allow the company's EBITDA margin to reach 25.1%, up 0.9pp y/y;
- The company's strong operating cash flow should result in another PLN 40m of quarterly cash generation, expanding Netia's cash pool to over PLN 420m – 19.2% of the company's Market Cap.

**Fig. 5. Netia: 2Q'11 results preview**

PLN in millions, unless otherwise stated

	2Q'08	3Q'08	4Q'08	1Q'09	2Q'09	3Q'09	4Q'09	1Q'10	2Q'10	3Q'10	4Q'10	1Q'11	2Q'11E	y/y (%)	q/q (%)
Sales	243.5	271.2	369.1	375.7	373.7	370.3	386.2	387.0	393.7	394.5	394.2	401.2	<b>403.0</b>	2.4%	0.5%
EBITDA	35.4	43.8	57.6	69.9	69.4	82.9	90.6	93.5	95.3	89.8	307.9	101.4	<b>101.0</b>	6.0%	-0.4%
EBITDA margin	14.6%	16.2%	15.6%	18.6%	18.6%	22.4%	23.5%	24.2%	24.2%	22.8%	78.1%	25.3%	<b>25.1%</b>	0.9	-0.2
EBIT	-33.2	-22.7	-14.7	-3.1	-5.0	7.1	15.2	19.6	20.5	14.4	231.3	26.1	<b>25.7</b>	25.3%	-1.4%
EBIT margin	-13.6%	-8.4%	-4.0%	-0.8%	-1.3%	1.9%	3.9%	5.1%	5.2%	3.6%	58.7%	6.5%	<b>6.4%</b>	1.2	-0.1
Net profit	314.6	-18.6	-10.1	-6.4	-8.3	3.2	103.8	14.3	15.6	12.4	221.6	-23.0	<b>23.2</b>	49.2%	n.a.
Net margin	129.2%	-6.9%	-2.7%	-1.7%	-2.2%	0.9%	26.9%	3.7%	4.0%	3.1%	56.2%	-5.7%	<b>5.8%</b>	1.8	11.5

Source: Company data, DM BZ WBK estimates

## Asseco Poland

**Publishing date: 26 August**

**Target price: 58 (+22.5%)**

**CP: PLN 47.4**

**Recommendation: HOLD**

**Overall outcome: Negative**

**Analyst: Pawel Puchalski, CFA**

### Key points:

- Very unsatisfactory contribution from the parent company with a top line at PLN 285m and a mere PLN 62m of EBIT (very significant 30% y/y fall). Dividends received should increase net profit to PLN 90m, but the consolidation will cut it back to PLN 50m;  
Not a single positive piece of news across the 'old group' pillars. We expect ASEE, ACE and ABS to deliver EBITs of PLN 10m, PLN 12m and PLN 7m, respectively – none of which will support the consolidated figures significantly;
- Investors will not find a loss-making subsidiary, but the contribution of most of small subsidiaries to consolidated EBIT will be trimmed to PLN 2–3m each;
- Formula Systems' results (top line PLN 477m, EBIT PLN 41m, net PLN 8m) represent the only support to consolidated figures. Without this contribution we would see AP's consolidated revenues, EBIT and net profit falling by 8.8%, 19.3% and 34.5% y/y, respectively.

**Fig. 6. Asseco Poland: 2Q'11 results preview**

PLN in millions, unless otherwise stated

	2Q'08	3Q'08	4Q'08	1Q'09	2Q'09	3Q'09	4Q'09	1Q'10	2Q'10	3Q'10	4Q'10	1Q'11	2Q'11E	y/y (%)	q/q (%)
Sales	753.7	751.5	867.4	710.0	707.3	697.2	935.7	690.6	761.7	739.4	1,046.0	1,197.0	1,062.0	39.4%	-11.3%
EBITDA	154.2	166.5	185.4	141.6	166.5	195.9	141.9	151.3	161.0	190.8	191.9	219.0	186.5	15.8%	-14.8%
EBITDA margin	20.5%	22.2%	21.4%	19.9%	23.5%	28.1%	15.2%	21.9%	21.1%	25.8%	18.3%	18.3%	17.6%	-3.6	-0.7
EBIT	120.6	139.3	160.1	114.6	137.9	139.1	134.0	121.3	132.5	158.7	156.5	180.0	147.5	11.3%	-18.1%
EBIT margin	16.0%	18.5%	18.5%	16.1%	19.5%	19.9%	14.3%	17.6%	17.4%	21.5%	15.0%	15.0%	13.9%	-3.5	-1.1
Net profit	100.8	76.9	100.1	75.1	101.4	102.3	94.6	95.5	109.9	109.8	99.9	97.0	80.4	-26.9%	-17.1%
Net margin	13.4%	10.2%	11.5%	10.6%	14.3%	14.7%	10.1%	13.8%	14.4%	14.8%	9.6%	8.1%	7.6%	-6.9	-0.5

Source: Company data, DM BZ WBK estimates

## Comarch

**Publishing date: 31 August**

**Target price: PLN 67.0 (+0.5%)**

**CP: PLN 66.7**

**Recommendation: SELL**

**Overall outcome: Negative**

**Analyst: Pawel Puchalski, CFA**

### Key points:

- No breakthrough in either Polish or German sales, The mere 3% y/y growth figure results to a large extent from favourable exchange rates;
- Insignificant cost line improvements unlikely to prevent Comarch reporting another operating quarterly loss;
- Bottom line 'saved' for the last time via high negative minorities (other entities' participation in heavy losses incurred by the German segment) – these cease as of June 10th.

**Fig. 7. Comarch: 2Q'11 results preview**

PLN in millions, unless otherwise stated

	2Q'08	3Q'08	4Q'08	1Q'09	2Q'09	3Q'09	4Q'09	1Q'10	2Q'10	3Q'10	4Q'10	1Q'11	2Q'11E	y/y (%)	q/q (%)
Sales	163.9	115.2	311.6	159.7	163.8	174.1	233.1	145.7	174.4	177.3	264.4	147.5	179.1	2.7%	21.4%
EBITDA	9.4	5.5	41.0	3.2	2.3	14.6	37.6	8.4	9.4	18.2	30.7	-0.2	6.0	-36.5%	n.a.
EBITDA margin	5.7%	4.8%	13.2%	2.0%	1.4%	8.4%	16.1%	5.7%	5.4%	10.3%	11.6%	-0.1%	3.4%	-2.1	3.5
EBIT	4.6	0.8	35.0	-5.9	-12.8	8.4	26.1	-3.1	-2.3	9.7	19.2	-7.4	-1.3	n.a.	n.a.
EBIT margin	2.8%	0.7%	11.2%	-3.7%	-7.8%	4.8%	11.2%	-2.2%	-1.3%	5.5%	7.3%	-5.0%	-0.7%	0.6	4.3
Net profit	-5.1	1.1	37.9	-2.9	-4.3	12.8	27.6	-0.1	5.4	7.6	30.6	-0.9	5.3	-0.7%	n.a.
Net margin	-3.1%	1.0%	12.2%	-1.8%	-2.6%	7.4%	11.9%	-0.1%	3.1%	4.3%	11.6%	-0.6%	3.0%	-0.1	3.6

Source: Company data, DM BZ WBK estimates

## Sygnity

**Publishing date: 31 August**

**Target price: 30 (+35.3%)**

**CP: PLN 21.79**

**Recommendation: BUY**

**Overall outcome: Neutral**

**Analyst: Pawel Puchalski, CFA**

### Key points:

- Top line growing at the slow rate of 3% q/q – Sygnity has not signed any significant long-term contracts yet and no segments have begun to blossom;
- With costs under control, the company should deliver a highly anticipated operating profit – q/q fall results from the recognition of 1H'11 bonuses in 2Q'11 (these were not accounted for in 1Q'11);
- We believe it is almost certain that Sygnity's bottom line will not have entered the black in 2Q'11.

**Fig. 8. Sygnity: 2Q'11 results preview**

PLN in millions, unless otherwise stated

	2Q'08	3Q'08	4Q'08	1Q'09	2Q'09	3Q'09	4Q'09	1Q'10	2Q'10	3Q'10	4Q'10	1Q'11	2Q'11E	y/y (%)	q/q (%)
Sales	295.4	183.7	334.1	140.4	141.1	126.8	164.3	104.2	118.6	122.2	179.0	112.0	115.0	-3.1%	2.7%
EBITDA	18.1	23.5	38.6	-6.3	-78.1	4.5	19.6	-10.0	-6.7	-2.2	11.3	5.9	4.8	n.a.	-18.2%
EBITDA margin	6.1%	12.8%	11.6%	-4.5%	-55.3%	3.5%	11.9%	-9.6%	-5.6%	-1.8%	6.3%	5.2%	4.2%	9.8	-1.1
EBIT	7.0	11.8	28.4	-16.1	-85.4	-4.6	11.3	-17.5	-13.7	-8.5	5.3	1.4	0.3	n.a.	-78.1%
EBIT margin	2.4%	6.4%	8.5%	-11.5%	-60.5%	-3.6%	6.9%	-16.8%	-11.5%	-6.9%	3.0%	1.2%	0.3%	11.8	-1.0
Net profit	8.3	6.3	19.6	-17.0	-75.5	-3.7	6.9	-17.1	-13.7	-12.3	0.3	-1.2	-2.2	n.a.	n.a.
Net margin	2.8%	3.4%	5.9%	-12.1%	-53.5%	-2.9%	4.2%	-16.4%	-11.5%	-10.1%	0.2%	-1.1%	-2.0%	9.6	-0.9

Source: Company data, DM BZ WBK estimates

## Optimus

**Publishing date: 31 August**

**Target price: PLN 7.7 (+9.8%)**

**CP: PLN 7.01**

**Recommendation: HOLD**

**Overall outcome: Positive**

**Analyst: Lukasz Kosciarski**

### Key points:

- Optimus is likely to show record results since its merger with CD Projekt Investment in terms of sales (PLN 56.1m) and profits due to the premiere of The Witcher 2 game on the PC.
- Total costs for The Witcher 2 on the PC were PLN 20.5m. All COGS for the game will enter P&L in 2Q'11.
- We estimate that over 1m copies of The Witcher 2 game were sold in 2Q'11, including 130k copies sold through the most profitable digital distribution channel.
- GOG will benefit from sales of The Witcher 2 and new Electronic Arts games added to its portfolio in 2Q'11.
- Sales in the retail distribution segment in Poland will continue to recover from their poor showing in 2009 and 2010.

**Fig. 9. Optimus: 2Q'11 results preview**

PLN in millions, unless otherwise stated

	2Q'08	3Q'08	4Q'08	1Q'09	2Q'09	3Q'09	4Q'09	1Q'10	2Q'10	3Q'10	4Q'10	1Q'11	2Q'11E	y/y (%)	q/q (%)
Sales	10.9	10.9	11.4	0.4	0.4	0.2	0.2	0.2	0.3	10.0	26.6	15.8	56.1	174x	255.9%
EBITDA	0.8	-1.7	3.8	-0.2	-1.6	0.7	-0.6	-0.6	-0.9	-4.9	3.8	5.1	26.8	n.a.	420.7%
EBITDA margin	7.2%	-15.1%	33.2%	-47.9%	-428.2%	319.7%	-271.8%	-267.4%	-297.5%	-49.5%	14.2%	32.7%	47.8%	345.3	15.1
EBIT	0.6	-1.8	3.7	-0.3	-1.7	0.6	-0.7	-0.7	-1.0	-5.4	3.3	4.7	26.3	n.a.	462.4%
EBIT margin	5.8%	-16.5%	32.1%	-70.8%	-452.2%	278.9%	-308.8%	-301.7%	-328.2%	-54.5%	12.2%	29.7%	46.9%	375.1	17.2
Net profit	-0.2	-1.8	3.7	-0.3	-1.7	0.6	-0.9	-0.9	-1.3	-5.9	1.8	4.1	23.1	n.a.	459.2%
Net margin	-2.3%	-16.2%	32.2%	-69.4%	-454.6%	277.5%	-379.4%	-379.8%	-391.8%	-59.7%	6.8%	26.2%	41.2%	433.0	15.0

Source: Company data, DM BZ WBK estimates

# City Interactive

**Publishing date: 31 August**

**Target price: PLN 34.3 (+36.4%) CP: PLN 25.2 Recommendation: BUY**

**Overall outcome: Positive**

**Analyst: Lukasz Koslarski**

## Key points:

- Solid unit sales for Sniper: Ghost Warrior on the PlayStation 3 boosted the company's results. Sales grew 61.5% and net profit by 25% y/y.
- Sniper on the PS3 hit the shelves in EMEA and North America in 2Q'11 and has been well received by gamers. Unit sales exceeded 300k copies.
- Margins are back at levels reported in very good 2Q'10 and 3Q'10.
- Sniper 2 has been officially presented at the E3 Expo.

**Fig. 10. City Interactive: 2Q'11 results preview**

PLN in millions, unless otherwise stated

	2Q'08	3Q'08	4Q'08	1Q'09	2Q'09	3Q'09	4Q'09	1Q'10	2Q'10	3Q'10	4Q'10	1Q'11	2Q'11E	y/y (%)	q/q (%)
Sales	7.0	7.5	11.6	9.3	7.4	2.7	8.6	11.4	17.5	37.0	23.3	13.4	<b>28.2</b>	61.5%	110.7%
EBITDA	1.3	1.1	3.2	1.5	1.8	-2.5	-7.5	5.9	8.5	20.0	5.8	3.1	<b>13.1</b>	53.9%	321.8%
EBITDA margin	18.3%	14.3%	27.9%	16.1%	23.8%	-94.1%	-86.9%	52.0%	48.8%	54.0%	24.8%	23.2%	<b>46.5%</b>	-2.3	23.2
EBIT	0.1	-0.4	1.3	-1.0	-0.7	-5.3	-10.2	4.5	7.3	18.4	4.1	1.5	<b>11.5</b>	58.6%	653.6%
EBIT margin	1.2%	-5.5%	10.8%	-10.2%	-9.3%	-197.0%	-118.7%	39.8%	41.5%	49.7%	17.4%	11.4%	<b>40.8%</b>	-0.8	29.4
Net profit	0.1	-0.5	2.2	-0.1	-0.5	-5.6	-8.3	3.3	7.2	13.1	3.4	1.1	<b>9.0</b>	25.0%	695.1%
Net margin	1.3%	-6.5%	19.1%	-0.6%	-6.8%	-209.2%	-96.5%	28.9%	41.2%	35.4%	14.4%	8.5%	<b>31.9%</b>	-9.3	23.5

Source: Company data, DM BZ WBK estimates

# Dom Maklerski BZ WBK S.A.

## Institutional Sales Department

5A Grzybowska St.  
00-132 Warszawa  
fax. (+48) 22 586 81 09

### Equity Research

Pawel Puchalski, CFA, Head <i>Telecommunications, IT, Mining, Power</i>	tel. (+48) 22 586 80 95	pawel.puchalski@bzwbk.pl
Pawel Burzynski <i>Strategy, Oil &amp; Gas, Chemicals, Agriculture, Biotech</i>	tel. (+48) 22 586 81 55	pawel.burzynski@bzwbk.pl
Dariusz Gorski <i>Banks, Media</i>	tel. (+48) 22 586 81 00	dariusz.gorski@bzwbk.pl
Tomasz Sokolowski <i>Pharma, Retail</i>	tel. (+48) 22 586 82 36	tomasz.sokolowski@bzwbk.pl
Zbigniew Porczyk <i>IT Distribution, Industrials</i>	tel. (+48) 22 534 16 10	zbigniew.porczyk@bzwbk.pl
Adrian Kyrzcz <i>Construction, Real Estate</i>	tel. (+48) 22 586 81 59	adrian.kyrzcz@bzwbk.pl
Maciej Marcinowski <i>Quantitative analysis</i>	tel. (+48) 22 586 82 33	maciej.marcinowski@bzwbk.pl
Lukasz Kosiarski <i>Video Games</i>	tel. (+48) 22 586 82 25	lukasz.kosiarski@bzwbk.pl

### Sales & Trading

Bartek Godlewski, Head	tel. (+48) 22 586 80 44	bartek.godlewski@bzwbk.pl
Wojciech Wosko	tel. (+48) 22 586 80 82	wojciech.wosko@bzwbk.pl
Kamil Cislo	tel. (+48) 22 586 80 90	kamil.cislo@bzwbk.pl
Blazej Leskow	tel. (+48) 22 586 81 57	blazej.leskow@bzwbk.pl
Pawel Szczepanski	tel. (+48) 22 586 80 87	pawel.szczepanski@bzwbk.pl
Marcin Kuciapski	tel. (+48) 22 586 80 96	marcin.kuciapski@bzwbk.pl

#### LIMITATION OF LIABILITY

This material was produced by Dom Maklerski BZ WBK S.A. (DM BZ WBK S.A.), entity that is subject to the regulations of the Act on Trading in Financial Instruments dated July 29th 2005 (Journal of Laws of 2010, No.211 item 1384 - consolidated text, further amended), Act on Public Offering, Conditions Governing the Introduction of Financial Instruments to Organised Trading, and Public Companies dated July 29th 2005 (Journal of Laws of 2009, No.185 item 1439 - consolidated text, further amended), Act on Capital Market Supervision dated July 29th 2005 (Journal of Laws of 2005, No.183 item 1537 further amended). It is addressed to qualified investors and professional clients as defined under the above indicated regulations and to Clients of DM BZ WBK S.A. entitled to gain recommendations based on the brokerage services agreements.

All trademarks, service marks and logos used in this report are trademarks or service marks or registered trademarks or service marks of DM BZ WBK S.A. or entities belonging to other affiliates of Capital Group to which belongs DM BZ WBK S.A.

DM BZ WBK S.A. is an author of this document. DM BZ WBK S.A. may not have taken any steps to ensure that the securities referred to in this report are suitable for any particular investor. DM BZ WBK S.A. will not treat recipients of this report as its customers by virtue of their receiving this report. The investments and services contained or referred to in this report may not be suitable for particular investor and it is recommended to consult an independent investment advisor in case of doubts about such investments or investment services. Nothing in this report constitutes investment, legal, accounting or tax advice, or a representation that any investment or strategy is suitable or appropriate to investor's individual circumstances, or otherwise constitutes a personal recommendation to particular investor.

In the case where recommendation refers to several companies, the name "Issuer" will apply to all of them.

Affiliates of DM BZ WBK S.A. may, from time to time, to the extent permitted by law, participate or invest in financing transactions with: Optimus S.A., City Interactive S.A., Asseco Poland S.A., Sygnity S.A., Comarch S.A., Netia S.A., Telekomunikacja Polska S.A. ("Issuer"), perform services for or solicit business from such Issuer and/or have a position or effect transactions in the financial instruments issued by the Issuer ("financial instruments"). DM BZ WBK S.A. may, to the extent permitted by applicable UK law and other applicable law or regulation, effect transactions in the Financial instruments before this material is published to recipients. Unless otherwise permitted by law in the applicable jurisdiction, only authorised affiliates of DM BZ WBK S.A. will effect orders for Financial instruments from customers in such

jurisdiction. This material may relate to investments or services of a person outside the United Kingdom or to other matters which are not regulated by the Financial Services Authority. Any further details as to where this may be the case are available upon request.

DM BZ WBK S.A. emphasizes that this document is going to be updated at least once in two years. DM BZ WBK S.A. may have issued, and may in the future issue, other reports that are inconsistent with, and reach different conclusions from, the information presented in this report. Those reports reflect the different assumptions, views and analytical methods of the analysts who prepared them and DM BZ WBK is under no obligation to ensure that such other reports are brought to the attention of any recipient of this report.

Information and opinions contained herein have been compiled or gathered by DM BZ WBK S.A. from sources believed to be reliable, however DM BZ WBK S.A. and its affiliates shall have no responsibility or liability whatsoever in respect of any inaccuracy in or omission from this document prepared by DM BZ WBK S.A. or sent by DM BZ WBK S.A. to any person in connection with the offering of the Financial instruments and any such person shall be responsible for conducting his own investigation and analysis of the information contained or referred to in this document and of evaluating the merits and risks involved in the Financial instruments forming the subject matter of this or other such document. This statement shall be deemed to be incorporated in and form a term of any contract entered into by DM BZ WBK S.A. or its affiliates with any such person in respect of any transaction in Financial instruments. The information and opinions contained herein are subject to change without any notice.

Dom Maklerski BZ WBK S.A. is not responsible for damages resulting from placing orders based on this document.

THIS DOCUMENT DOES NOT CONSTITUTE AN OFFER OR INVITATION TO SUBSCRIBE FOR OR PURCHASE ANY FINANCIAL INSTRUMENTS AND SHALL NOT BE CONSIDERED AS AN OFFER TO SELL OR TO BUY ANY SECURITIES. THIS DOCUMENT IS FURNISHED AND PRESENTED TO YOU SOLELY FOR YOUR INFORMATION AND MAY NOT BE REPRODUCED OR REDISTRIBUTED TO ANY OTHER PERSON.

THIS DOCUMENT NOR ANY COPY HEREOF SHALL NOT BE DISTRIBUTED DIRECTLY OR INDIRECTLY IN THE UNITED STATES, CANADA, AUSTRALIA OR JAPAN OR TO ANY CITIZEN OR RESIDENT OF THE UNITED STATES, CANADA, AUSTRALIA OR JAPAN WHERE ITS DISTRIBUTION MAY BE RESTRICTED BY LAW. ITS DISTRIBUTION MAY BE RESTRICTED BY LAW IN OTHER COUNTRIES. PERSONS WHO DISTRIBUTE THIS DOCUMENT SHALL MAKE THEMSELVES AWARE OF AND ADHERE TO ANY SUCH RESTRICTIONS.

TO ANY US PERSON OR TO ANY PERSON IN THE UNITED KINGDOM OTHER THAN AN AUTHORISED PERSON OR EXEMPTED PERSON OR ANY OTHER PERSON FALLING WITHIN ARTICLES 19(5), 38, 47 AND 49 OF THE FINANCIAL SERVICES AND MARKETS ACT 2000 (FINANCIAL PROMOTION) ORDER 2001. NEITHER THIS REPORT NOR ANY COPY HEREOF MAY BE DISTRIBUTED IN ANY JURISDICTION OUTSIDE THE UK WHERE ITS DISTRIBUTION MAY BE RESTRICTED BY LAW. PERSONS WHO RECEIVE THIS DOCUMENT SHOULD MAKE THEMSELVES AWARE OF AND ADHERE TO ANY SUCH RESTRICTIONS.

THIS DOCUMENT HAS NOT BEEN PREPARED BY OR IN CONJUNCTION WITH ISSUER.

INFORMATION IN THIS DOCUMENT MUST NOT BE RELIED UPON AS HAVING BEEN AUTHORISED OR APPROVED BY ISSUER. THE OPINIONS EXPRESSED HEREIN ARE SOLELY THOSE OF DM BZ WBK S.A.

DM BZ WBK S.A. INFORMS THAT INVESTING ASSETS IN FINANCIAL INSTRUMENTS IMPLIES THE RISK OF LOSING PART OR ALL THE INVESTED ASSETS.

DM BZ WBK S.A. INDICATES THAT THE PRICE OF THE FINANCIAL INSTRUMENTS IS INFLUENCED BY LOTS OF DIFFERENT FACTORS, WHICH ARE OR CANNOT BE DEPENDENT FROM ISSUER AND ITS BUSINESS RESULTS. THESE ARE FACTORS SUCH AS CHANGING ECONOMICAL, LAW, POLITICAL OR TAX CONDITION.

THE DECISION TO PURCHASE ANY OF THE FINANCIAL INSTRUMENTS SHOULD BE MADE ONLY ON THE BASIS OF THE PROSPECTUS, OFFERING CIRCULAR OR OTHER DOCUMENTS AND MATERIALS WHICH ARE PUBLISHED ON GENERAL RELEASE ON THE BASIS OF POLISH LAW.

In preparing this document DM BZ WBK S.A. made use of the following valuation methods:

- 1) discounted cash flows ("DCF")
- 2) comparative.

The DCF valuation method is based on expected future discounted cash flows. One advantage of the DCF valuation method is that it takes into account all cash streams reaching Issuer and the cost of money over time. Some disadvantages of the DCF valuation method are that a large number of parameters and assumptions need to be estimated; and the valuation is sensitive to changes in those parameters.

The comparative valuation method is based on the economic rule of "one price". Some advantages of the comparative valuation method are that the analyst need only estimate a small number of parameters; the valuation is based on current market conditions; the relatively large accessibility of indicators for companies being compared; and that there is an extensive knowledge of the comparative method among investors. Some disadvantages of valuation by the comparative method are the considerable sensitivity of the results of the valuation on the choice of companies to the comparative group; the method can lead to a simplification of the picture of the company which in turn can lead to omitting certain important factors (e.g. growth dynamics, extra-operational assets, corporate governance, the repeatability of results, differences in applied accounting standards); and the uncertainty of the effectiveness of a market valuation of companies being compared.

Explanations of special terminology used in the recommendation:

EBIT – earnings before interest and tax  
EBITDA – earnings before interest, taxes, depreciation, and amortization  
P/E – price-earnings ratio  
EV – enterprise value (market capitalisation plus net debt)  
PEG - P/E to growth ratio  
EPS - earnings per share  
CPI – consumer price index  
WACC - weighted average cost of capital  
CAGR – cumulative average annual growth  
P/CE – price to cash earnings (net profit plus depreciation and amortisation) ratio  
NOPAT – net operational profit after taxation  
FCF - free cash flows  
BV – book value  
ROE – return on equity  
P/BV – price-book value

Recommendation definitions:

Buy - indicates a stock's total return to exceed more than 15% over the next twelve months.

Hold - indicates a stock's total return to be in range of 0%-15% over the next twelve months.

Sell - indicates a stock's total return to be less than 0% over the next twelve months.

Over the last three months Dom Maklerski BZ WBK S.A. issued 12 Buy recommendation, 4 Hold recommendation and 5 Sell recommendation.

The Issuer does not hold shares of DM BZ WBK S.A.



Neither members of the Issuer's authorities nor their relatives are members of the management board or supervisory board of DM BZ WBK S.A.

No person engaged in preparing the report is a relative for the members of the Issuer's authorities and none of those persons or their relatives are party to any agreement with the Issuer, which would be concluded on different basis than agreements between Issuer and consumers.

Among those, who prepared this document, as well as among those who didn't prepare it but had or might have had the access to it, there are such individuals who hold shares of the Issuer in the amount which does not exceed 5% of the share capital or financial instruments whose value is connected with the value of the financial instruments issued by the Issuer.

During the last 12 months DM BZ WBK S.A. has not been a party to agreements relating to the offering of financial instruments issued by Issuers and connected with the price of financial instruments

During the last 12 months DM BZ WBK S.A. was not a member of syndicate for financial instruments issued by Issuers.

DM BZ WBK S.A. did not buy or sell any financial instruments issued by the Issuers on its own account, in order to realize investment subissue or service agreements.

DM BZ WBK S.A. acts as market maker, on principles specified in the Regulations of the Warsaw Stock Exchange, for the shares of: Asseco Poland S.A. and Telekomunikacja Polska S.A.

DM BZ WBK S.A. does not act as issuer's market maker, on principles specified in the Regulations of the Warsaw Stock Exchange, for the shares of Issuer.

During the last 12 months DM BZ WBK S.A. has not received any remuneration for providing services for Issuer.

During the last 12 months Bank Zachodni WBK S.A. which is connected with Dom Maklerski

BZ WBK S.A. has not received any remuneration for providing investment banking services for Issuer.

DM BZ WBK S.A. does not hold shares of the Issuer or any financial instruments of the Issuer being the subject of this document, exceeding 5% of the share capital.

Bank Zachodni WBK S.A., which is connected with DM BZ WBK S.A., is indirectly connected with following Issuers: Comarch S.A., Netia S.A.

DM BZ WBK S.A. does not rule out that in the period of preparing this document any Affiliate of DM BZ WBK S.A. might purchase shares of the Issuer or any financial instruments being the subject of this document which may cause exceeding 5% of the share capital.

Subject to the above, the Issuer may be bound by other contractual relationship with DM BZ WBK S.A. DM BZ WBK S.A. does not, directly or indirectly, hold financial instruments issued by the other Issuers or financial instruments whose value depends on the value of financial instruments issued by the other Issuers (except on the basis of being market maker). However, it cannot be ruled out that, in the period of the next twelve months or the period in which this document is in force, DM BZ WBK S.A. will submit an offer to provide services for the Issuer or will purchase or dispose of financial instruments issued by the Issuer or whose value depends on the value of financial instruments issued by the Issuer. Except for broker agreements with clients under which DM BZ WBK S.A. sells and buys the shares of the Issuer at the order of its clients, DM BZ WBK S.A. is not party to any agreement which would depend on the valuation of the financial instruments discussed in this document.

Remuneration received by the persons who prepare this document may be dependent, in an indirect way, from financial results gained from investment banking transactions, related to financial instruments issued by the Issuer, made by DM BZ WBK S.A. or its Affiliates.

In the opinion of DM BZ WBK S.A., this document has been prepared with all due diligence and excludes any conflict of interests which could influence its content. DM BZ WBK S.A. is not obliged to take any actions which could cause financial instruments that are the subject of the valuation contained in this document to be valued by the market in accordance with the valuation contained in this document.

DM BZ WBK S.A. is subject to the supervision of the Financial Supervision Commission and this document has been prepared within the legal scope of the activity of DM BZ WBK SA.

The date on the first page of this report is the date of preparation and publication of the document.

**ANY PERSON WHO ACCEPTS THIS DOCUMENT AGREES TO BE BOUND BY THE FOREGOING DISCLAIMER AND LIMITATIONS.**

Dom Maklerski BZ WBK S.A. with its registered office in Poznan, Pl. Wolności 15, 60 - 967 Poznan, registered by the District Court in Poznan – Nowe Miasto i Wilda, Division VIII Commercial of the National Court Register under the number KRS 0000006408, Taxpayer Identification No. 778-13-59-968, with share capital amounting to PLN 45 073 400 fully paid up.